


SAFETY

PBSRT STD
U.S. Postage
PAID
Paradigm



Crude Oil Pipelines in your Community



What you should know about Portland Pipe Line and Crude Oil Pipeline Safety

Today the Portland Pipe Line right-of-way holds three pipelines: one 18-inch and one 24 inch diameter line that transport crude oil for refining and a 12-inch line that was cleaned, displaced with nitrogen and retired in 1984.

To ensure the safety of our system and the people around it, Portland Pipe Line:

- Monitors its pipeline operations 24 hours a day, 365 days a year.
- Regularly patrol our right-of-way and
- Maintain a clear right-of-way to allow for the easy identification of construction-related activities.

Portland Pipe Line has an integrity management program which:

- Identifies and protects pipe sections in zones known as high consequence areas (densely populated areas or places where people gather near the pipeline).
- Includes an internal inspection of the pipeline using devices that evaluate the external and internal condition of the pipe.
- Additional information on integrity management can be found on DOT's Web site at <http://primis.phmsa.dot.gov/iim>.

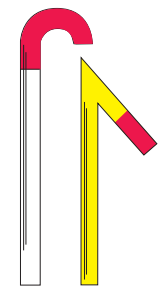
According to the National Transportation Safety Board, pipelines have proven to be the safest means of delivering the 850 million gallons of petroleum consumed daily in the United States.

How to identify pipelines

Pipelines are usually buried underground. The pipeline right-of-way is the land over the pipeline, usually a minimum of 25 feet from each side of each pipeline.

Pipeline markers show the general, not the exact, location of a pipeline. They do not show how deep the pipeline is buried or how many lines are in the area. Pipelines may not follow a straight course between markers. Emergency contact information is listed on each pipeline marker.

To prevent others from digging into our pipeline, we place markers similar to those shown at regular intervals along the pipeline, at road and railroad crossings and at all aboveground facilities. Defacing, damaging, removing or destroying pipeline markers is a federal crime.



Casing Vent
Markers


- **Do not** disturb the markers. Willful removal or damage of the markers is a federal offense and subject to a fine or imprisonment.
- **Never** rely only on the presence or absence of pipeline markers. Someone may have moved or removed the marker.
- **Do not** dig on the rights-of-way, unless you have notified Portland Pipe Line and Dig Safe.
- **Do not** plant trees or tall shrubs and do not build permanent structures on the rights-of-ways, so that pipeline rights-of-way can be properly maintained.

A public map viewer of pipelines in your county is available at <http://www.npms.phmsa.dot.gov/>

If you notice suspicious activity on or near the ROW, please contact PMPL immediately at 207-767-3231 (call collect).



Pipeline Markers



Aerial
Marker



 **PORTLAND PIPE LINE CORPORATION**
Safety, Environment, Customer, Community

PO Box 9123 · Wichita, KS 67277

You are receiving this brochure because there is a crude oil pipeline operating on or near your property. Please read this important information.

Emergency Number
207-767-3231 (call collect) 24 hour
www.pmpl.com



Attention landowners!

Excavation, digging and grading are the most frequent causes of pipeline damage and failures. To help you locate our pipeline, Portland Pipe Line has installed markers at regular intervals along the pipeline, at road and railroad crossings and at all aboveground facilities.

When planning your work, remember these important rules:

1. Always notify the local one-call center (811) before you begin work.
2. A Portland Pipe Line representative must be on site while you work around our facilities to inspect the work and monitor the site until construction is completed.
3. Alert Portland Pipe Line if work crews will be crossing the right of way with motorized equipment or vehicles.
4. A gouge, scrape, scratch or dent to the pipe or its coating, no matter how minor, may cause future safety issues. Notify Portland Pipe Line immediately if you hit or contact the pipeline so we can inspect and repair any damage.

Developers must notify Portland Pipe Line well in advance of any planned activity on or near the Portland Pipe Line right-of-way. For more information, call or e-mail us for a free copy of the Portland Pipe Line design and construction specifications.

Farmers

Some farm work can put you in danger of striking a pipeline.

- Sub-soiling, digging, or cleaning ditches can damage a pipeline, because the equipment used can dig significantly below the surface.
- Land leveling can reduce the depth at which the pipeline is buried, leaving it vulnerable to future digging or excavation.

Call before you dig (811)



We need your help in preventing pipeline emergencies. If your company does excavation work, or if you are a homeowner or farmer and dig on your property, the law requires you to call your local One Call System (Dig Safe in New England) prior to beginning your excavation. Notification is at no cost to you. Statistics show that damage from excavation-related activities, particularly from equipment digging into pipelines, is a leading cause of pipeline accidents.

Never guess where a pipeline is located. Always follow these important steps:

1. **Call before you dig.** A free call to to Dig Safe (811) at least 72 hours (48 hours in Vermont) before starting any work is all it takes. The one-call (811) center will notify all underground utilities in the area of the planned work.
2. **Wait the required amount of time.** One of our trained technicians will mark the location of our pipeline at no cost to you.
3. **Respect the marks.**
4. **Dig with care.** If you accidentally damage or hit the pipeline, **no matter how minor the contact may seem**, call Portland Pipe Line immediately so we can assess the damage.

How to recognize a pipeline leak

Look

- Discolored or dead vegetation
- Flames coming from the ground or an exposed pipeline valve
- A pool of liquid
- Continuous bubbling in wet, flooded area
- A rainbow or a sheen on water or flat surfaces
- Presence of construction or excavation equipment in the area

Smell

- An unusual odor or scent of petroleum

Listen

- An unusual noise coming from a pipeline

Note: All of these signs may not occur at the same time.

Portland Pipe Line conducts training, meets with local emergency officials, and retains resources in preparation for response to a pipeline leak.



What to do if a leak occurs

- **Do** Leave the area immediately!
- **Do** Warn others to stay away.
- From a safe place, **call 911** or your local emergency response telephone number and the Portland Pipe Line 24-hour emergency number at 207-767-3231 (call collect).
- **Do not** try to operate pipeline valves.
- **Do not** light a match, start an engine, use a telephone or camera, turn light switches on or off or do anything that may make a spark.

You are receiving this brochure because there is a crude oil pipeline operating on or near your property. Please read this important information

Additional information about Portland Pipe Line is available at www.pmpl.com or by calling 207-767-0421 (call collect).

For more information about pipelines, please visit www.pipeline101.com.



PORTLAND PIPE LINE CORPORATION
Safety, Environment, Customer, Community



Know what's below.
Call before you dig.



PORTLAND PIPE LINE CORPORATION
Safety, Environment, Customer, Community

Emergency Number
207-767-3231 (call collect) 24 hour
www.pmpl.com