

SAFETY


PRSRT STD
U.S. Postage
PAID
Paradigm



Crude Oil Pipelines in your Community



For government and safety officials



What you should know about Portland Pipe Line and Crude Oil Pipeline Safety

Today the Portland Pipe Line right-of-way holds three pipelines: one 18-inch and one 24 inch diameter line that transport crude oil for refining and a 12-inch line that was cleaned, displaced with nitrogen and retired in 1984.

To ensure the safety of our system and the people around it, Portland Pipe Line:

- Monitors its pipeline operations 24 hours a day, 365 days a year.
- Regularly patrols our right-of-way and
- Maintains a clear right-of-way to allow for the easy identification of construction-related activities.

Portland Pipe Line has an integrity management program which:

- Identifies and protects pipe sections in zones known as high consequence areas (densely populated areas or places where people gather near the pipeline).
- Includes an internal inspection of the pipeline using devices that evaluate the external and internal condition of the pipe.
- Additional information on integrity management can be found on DOT's Web site at <http://primis.phmsa.dot.gov/iim>.

According to the National Transportation Safety Board, pipelines have proven to be the safest means of delivering the 850 million gallons of petroleum consumed daily in the United States.

How to identify pipelines

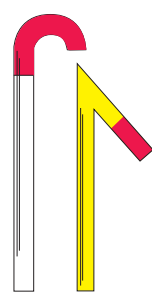
Pipelines are usually buried underground. The pipeline right-of-way is the land over the pipeline, usually a minimum of 25 feet from each side of each pipeline.

Pipeline markers show the general, not the exact, location of a pipeline. They do not show how deep the pipeline is buried or how many lines are in the area. Pipelines may not follow a straight course between markers. Emergency contact information is listed on each pipeline marker.

- **Do not** disturb the markers. Willful removal or damage of the markers is a federal offense and subject to a fine or imprisonment.
- **Never** rely only on the presence or absence of pipeline markers. Someone may have moved or removed the marker.
- **Do not** dig on the rights-of-way, unless you have notified Portland Pipe Line and the One-Call Center, Dig Safe (811).
- **Do not** plant trees or tall shrubs and do not build permanent structures on the rights-of-ways, so that pipeline rights-of-way can be properly maintained.

A public map viewer of pipelines in your county is available at <http://www.npms.phmsa.dot.gov/>


If you notice suspicious activity on or near the ROW, please contact PMPL immediately at 207-767-3231 (call collect).



Casing Vent Markers



Pipeline Markers



Aerial Marker

PORTLAND PIPE LINE CORPORATION
Safety, Environment, Customer, Community

PO Box 9123 · Wichita, KS 67277



You are receiving this brochure because there is a crude oil pipeline operating in or near your area of responsibility. Please read this important information.

Emergency Number
207-767-3231 (call collect) 24 hour
www.pmpl.com





Emergency response information for government and safety officials

During a pipeline emergency on the Portland Pipe Line system, take the following steps:

- Notify Portland Pipe Line at 207-767-3231 (call collect) of the type (leak, rupture, fire, etc.) and location of the emergency.
- Establish a safety zone around the emergency site and control access. If necessary, evacuate people within the safety zone.
- Be aware of wind direction and potential ignition sources.
- Do not attempt to operate pipeline valves.
- **Do** eliminate sources of ignition such as a match, telephone or camera.
- **Do** prevent oil from entering waterways, sewers, basements, or confined spaces.
- **Do** divert the release to an open area, if possible.
- **Do** cover storm drains and sewers ahead of the release.

Portland Pipe Line will:

- Isolate the flow of petroleum.
- Immediately dispatch trained personnel to the site to help handle the situation and provide information to public safety officials.
- Do what needs to be done to protect lives and property.

Additional information on emergency response can be found at <http://www.pipelineemergencies.com>.

Development on pipeline right-of-way:

Developers must notify Portland Pipe Line well in advance of any planned activity on or near the Portland Pipe Line right-of-way. For more information, call collect (207-767-0421) or e-mail us (info@pmpl.com) for a free copy of the Portland Pipe Line design and construction specifications

Call before you dig (811)



We need your help in preventing pipeline emergencies. If your company does excavation work, or if you are a homeowner or farmer and dig on your property, the law requires you to call your local One-Call Center, Dig Safe (811) prior to beginning your excavation. Notification is at no cost to you. Statistics show that damage from excavation-related activities, particularly from equipment digging into pipelines, is a leading cause of pipeline accidents.

Never guess where a pipeline is located. Always follow these important steps:

- 1. Call before you dig.** A free call to the One-Call Center, Dig Safe (811) at least 72 hours (48 hours in Vermont) before starting any work is all it takes. The One-Call Center, Dig Safe (811) will notify all underground utilities in the area of the planned work.
- 2. Wait the required amount of time.** One of our trained technicians will mark the location of our pipeline at no cost to you.
- 3. Respect the marks.**
- 4. Dig with care.** If you accidentally damage or hit the pipeline, **no matter how minor the contact may seem**, call Portland Pipe Line immediately so we can assess the damage.

How to recognize a pipeline leak

Look

- Discolored or dead vegetation
- Flames coming from the ground or an exposed pipeline valve
- A pool of liquid
- Continuous bubbling in wet, flooded area
- A rainbow or a sheen on water or flat surfaces
- Presence of construction or excavation equipment in the area

Smell

- An unusual odor or scent of petroleum

Listen

- An unusual noise coming from a pipeline

Note: All of these signs may not occur at the same time.

Portland Pipe Line conducts training, meets with local emergency officials, and retains resources in preparation for response to a pipeline leak.



Additional information about Portland Pipe Line is available at www.pmpl.com or by calling 207-767-0421 (call collect).



**Know what's below.
Call before you dig.**



PORTLAND PIPE LINE CORPORATION
Safety, Environment, Customer, Community

Emergency Number
207-767-3231 (call collect) 24 hour
www.pmpl.com